





*Familiar and friendly faces that keep
customers and employees first.*

Centrally located in the Piedmont region of North Carolina is Charles Grey.

A new company with familiar faces, each team member averages over twenty five years of experience in the millwork industry. Knowledge, combined with experience, powers Charles Grey to understand what our LBM partners need and more importantly, when they need it. Our strategic location offers the ability of next day delivery for most customers, and some options will even offer same-day delivery services.

Charles Grey exists to provide our customers quality materials with exceptional service, unparalleled in the building materials industry. We are committed to serving our industry as the leading wholesale distributor of mouldings, boards, and stair systems. Charles Grey knows the value of our customers and remains focused on keeping our customers and dealers competitive and in a fully stocked position.

QUALITY
EXPERIENCE
SERVICE


Table of Contents

- 4** Crown Mouldings
- 8** Door + Window Trim
- 11** Miscellaneous
- 14** Base Mouldings
- 17** Jamb
- 18** Boards + Pattern Stock

New to this Edition

- Spruce T+G Edge and Center Bead
- Yellow Pine T+G Edge and Center Bead
- Find the skunk!

Crown Mouldings



CG 41

7" LDF

CG 45

5-1/4" Raw FJ
5-1/4" PRM Pine
5-1/4" LDF

CG 47

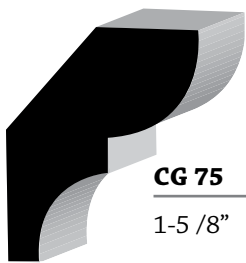
4-5/8" Solid Pine
4-5/8" Raw FJ
4-5/8" PRM Pine
4-5/8" LDF

CG 49

3-5/8" Solid Pine
3-5/8" Raw FJ
3-5/8" PRM Pine
3-5/8" LDF

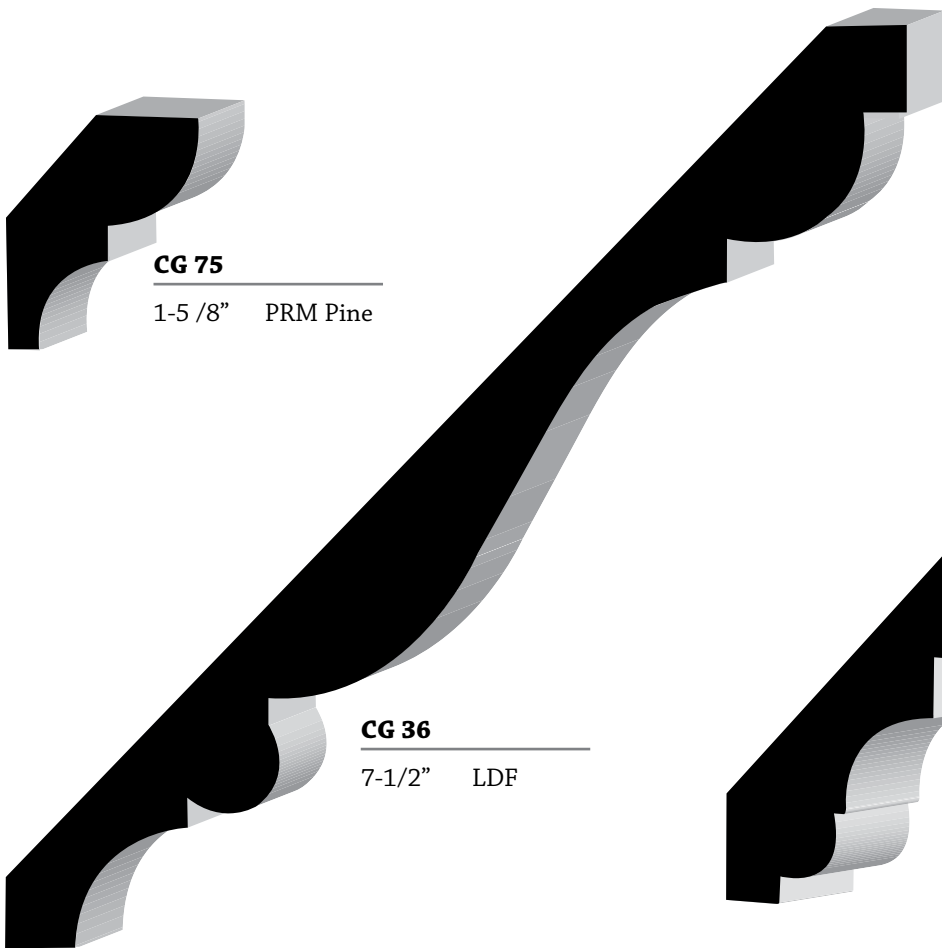
CG 52

2-3/4" Solid Pine
2-3/4" Raw FJ
2-3/4" PRM Pine



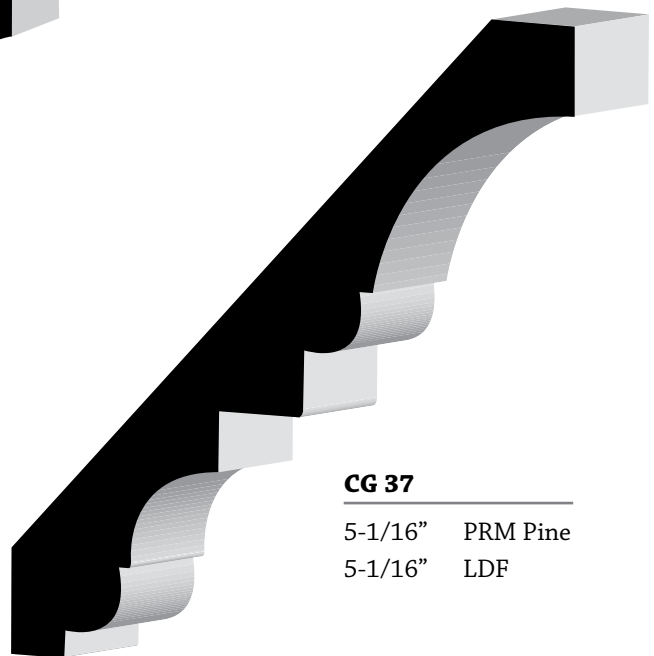
CG 75

1-5 /8" PRM Pine



CG 36

7-1/2" LDF

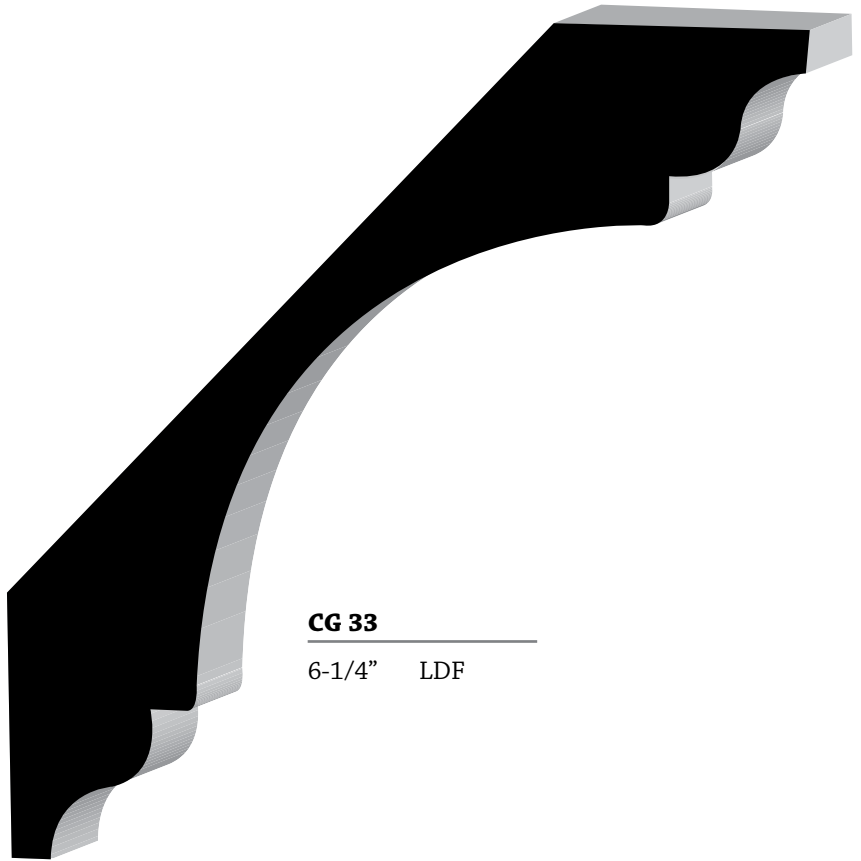


CG 37

5-1/16" PRM Pine
5-1/16" LDF



QUALITY
EXPERIENCE
SERVICE




CG 33

6-1/4" LDF




CG 50

5-1/4" PRM Pine
5-1/4" LDF



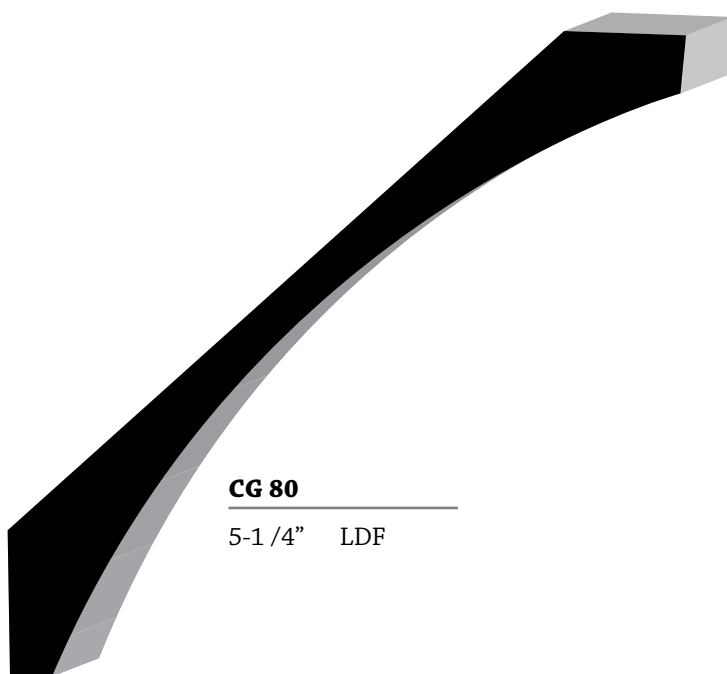
CG 81

7" LDF



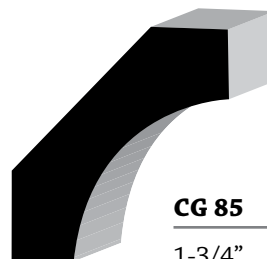
CG 100

5/8" Solid Rd Oak
11/16" Solid Pine



CG 80


5-1/4" LDF



CG 85


1-3/4" Solid Pine

Door + Window Trim



CG 280

1-1/16" Solid Pine



CG 281


1-1/16" Solid Pine

1-1/16" PRM Pine



CG 180

2" PRM Pine




CG 444

3-1/4" Raw FJ

3-1/4" PRM Pine

3-1/4" LDF




CG 445

3-1/4" Solid Pine

3-1/4" Raw FJ

3-1/4" PRM Pine

3-1/4" LDF




CG 460

3-11/16" Raw FJ

3-11/16" PRM Pine

3-11/16" LDF



CG 356

2-1/4" Solid Pine
 2-1/4" Raw FJ
 2-1/4" PRM Pine
 2-1/4" LDF




CG 376

2-1/4" PRM Pine



CG 442

2-1/4" PRM Pine




CG 20

3-1/2" PRM Pine



CG 470

3-11/16" PRM Pine




CG RB3

3-1/2" PRM Pine
 3-1/2" LDF



CG 935

1-5/8" Solid Pine



CG 937

1-1/4" Solid Pine



CG 940

7/8" Solid Pine




CG 942

3/4" Solid Pine




CG 941

5/8" Solid Pine



CG 205

1-1/16" Solid Pine



CG 205

3/4" Solid Pine



CG 142

3/4" Solid Pine



CG 266

1-1/2" Solid Pine



CG 987

2" Solid Pine



CG 988

1-1/2" Solid Pine



CG 988A


1-5/16" Solid Pine



CG 989

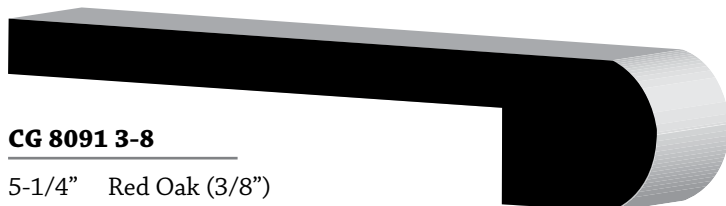
1-1/8" Solid Pine

Miscellaneous



CG 8091

5-1/4" Red Oak (3/4")
5-1/4" White Oak (3/4")




CG 8091 3-8

5-1/4" Red Oak (3/8")



CG 8090

3-1/4" Red Oak (3/4")




CG 1021

7-1/4" Raw FJ
7-1/4" PRM Pine
5-1/4" Raw FJ
5-1/4" PRM Pine
5-1/4" LDF



CG 1162

3-1/4" PRM Pine



CG 233

1-1/4" Solid Pine



CG 240

2-1/4" Solid Pine



CG 397

3-1/2" PRM Pine
3-1/2" LDF



CG 300

3" PRM Pine



CG 133

1-3/4" Solid Pine
1-3/4" PRM



CG 135

1-3/16" Solid Pine



CG 183

1-1/8" Solid Pine




CG 302

2-3/4" PRM Pine




CG 390

2-5/8" PRM Pine



CG 398

5-1/4" PRM Pine
5-1/4" LDF

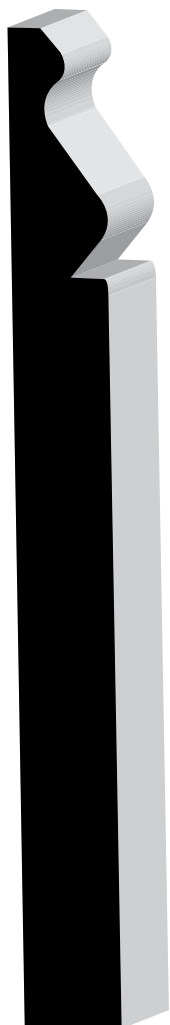


CG 425

4-1/2" PRM Pine




Base Mouldings




CG 610

5-1/4" Raw FJ
5-1/4" PRM Pine
5-1/4" LDF 12mm
5-1/4" LDF 14mm




CG 618

5 - 1/4" PRM Pine




CG 620

4-1/4" Solid Pine
4-1/4" Raw FJ
4-1/4" PRM Pine
4-1/4" LDF



CG 623

3-1/4" Solid Pine
3-1/4" Raw FJ
3-1/4" PRM Pine
3-1/4" LDF



CG 910

9-1/4" LDF



CG 810

7-1/4" Raw FJ
7-1/4" PRM Pine
7-1/4" LDF 12mm
7-1/4" LDF 14mm



CG 700

7-1/4" PRM Pine



CG 705

5-1/4" PRM Pine



QUALITY

EXPERIENCE

SERVICE



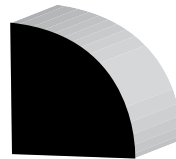
CG 163

1-3/8" Solid Pine
1-3/8" PRM Pine




CG 166

1-1/4" Solid Pine




CG 106

5/8" Solid Rd Oak
5/8" PVC
11/16" Solid Pine
11/16" Raw FJ
11/16" PRM Pine



CG 126


3/4" Solid Wh Oak
3/4" Solid Rd Oak
3/4" Solid Pine
3/4" PRM Pine



CG 127


11/16" Solid Pine
11/16" Raw FJ
11/16" PRM Pine

Jamb



Jamb Flat

4-9/16" Raw FJ
4-5/8" PRM Pine



Jamb Split

2-3/4" PRM Pine

Boards + Pattern Stock

	Primed FJ Pine				Primed Gesso Pine		Primed MDF				Spruce	SYP
Size	S4S 23/32	S4S 5/4	TGV ECB	Nickel Gap	S4S 23/32	S4S 21/32	S4S 5/4	S4S	Nickel Gap	E2E	TGV ECB	TGV ECB
1 x 2					16'	16'		16'				
1 x 3					16'							
1 x 4	16'		16'		87"/16'	87"/16'/17'		16'		16'		
1 x 5	16'											
1 x 6	16'		16'	16'	16'	16'		16'	16'	16'	12' / 16'	12' / 16'
1 x 8	16'			16'	16'	16'		16'	16'			
1 x 10	16'				16'	16'		16'				
1 x 12	16'				16'	16'		16'				
5/4 x 4		16'										
5/4 x 6		16'					16'					
5/4 x 8		16'										
5/4 x 12		16'										



CG Shiplap / V-Groove

1 x 6 PRM Pine
1 x 8 PRM Pine



CG T&G V-Groove

1 x 4 PRM Pine
1 x 6 PRM Pine
1 x 6 Spruce
1 x 6 SYP C1F



CG Nickel Gap

1 x 6 LDF
1 x 8 LDF



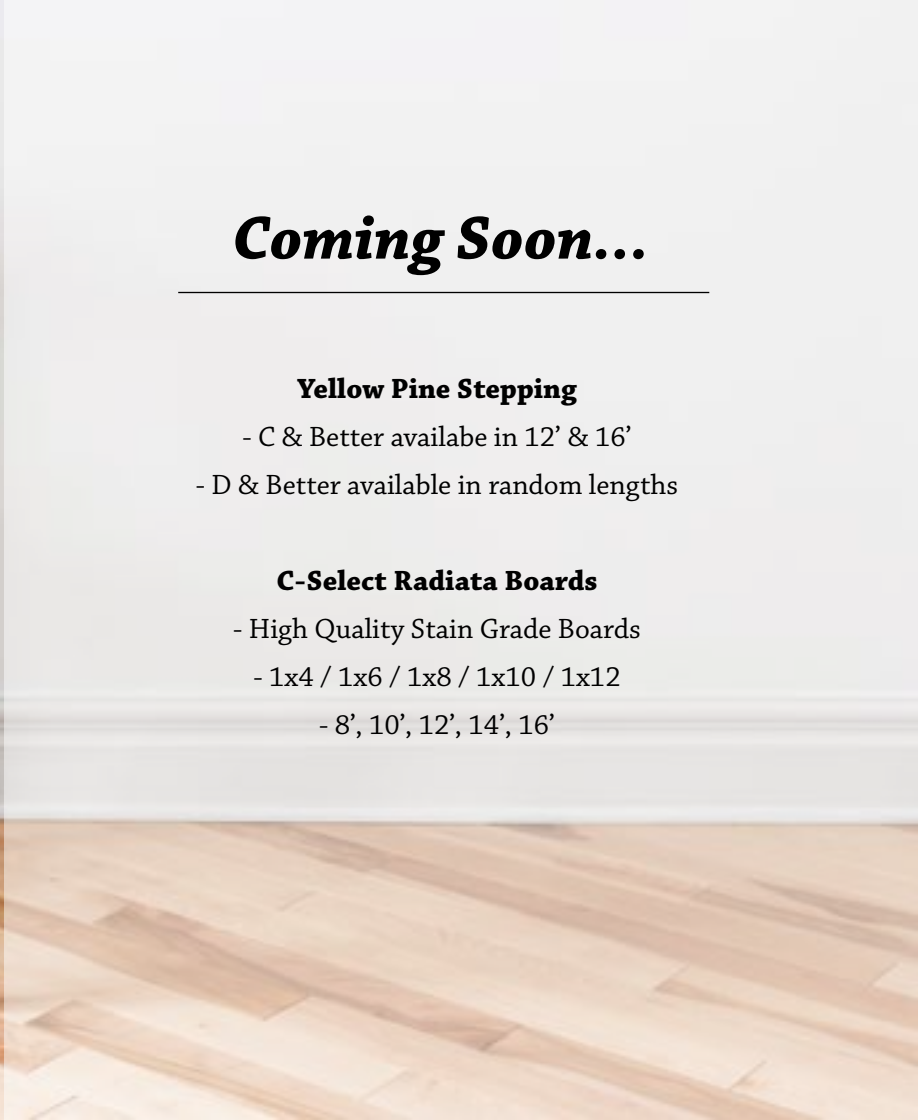
Coming Soon...

Yellow Pine Stepping

- C & Better available in 12' & 16'
- D & Better available in random lengths

C-Select Radiata Boards

- High Quality Stain Grade Boards
- 1x4 / 1x6 / 1x8 / 1x10 / 1x12
- 8', 10', 12', 14', 16'



**See our other catalogs for
Nori Mills Stair Parts and Vista Railings**





833-641-1180

www.CharlesGrey.net

Winston Salem, NC

Edition 1.3