

50

YEARS

vista



Style & Simplicity

ALUMINUM | CABLE | GLASS

2024 marks an exciting milestone for VISTA Railing Systems...50 years of style and simplicity.

Our commitment to continuous improvement allows us to grow, evolve, and innovate, providing our partners with the best railing solutions in the industry.

At VISTA, we believe our railings are an integral part of fulfilling the potential of your outdoor living space. Whether it is a backyard get together with friends, just the two of you sipping a fresh cup of coffee on an early morning or a birthday party for your children, our railings create the perfect space. Through design-forward thinking that embraces simplicity, our stylish railings can be enjoyed with every home.

VISTA designs, engineers, tests, and manufactures, premium quality railings in aluminum, glass, stainless steel, cable, and more... all through the lens of style and simplicity.

If you want amazing... try our railing.

Table of Contents

Product Showcase - Pass-thru Cable Corner	3
Product Showcase - Stair Railing	4
Aluminum Railing Styles	5
Cable Railing	8-9
Cable Accessories	10
Cable Infill Kits	11
Horizontal Picket Railing	14-15
Vertical Picket Railing	16-17
Framed Glass Railing	20-21
Frameless Glass Railing	22-23
Stainless Steel Frameless Glass LED Railing	24
Aluminum Railing Accessories	25
Wood Grain Aluminum Privacy Wall	26
Vista Planner Project Software	27



Our commitment to continuous improvement and innovation is highlighted by the what's new for 2024 starburst.

PASS-THRU CABLE CORNER

PRODUCT SHOWCASE



✔ Same Post

Same post used for pass-thru corner post as well as connected corners.

✔ Picture Frame

The same rails and post design creates a consistent frame around your infill of choice (regular picket, wide picket, framed glass, cable).

✔ Simple Thread Thru

Threading needles (sold separate) make feeding cable thru corners and mid post a breeze.

✔ No Cable Connection

Eliminate the time and cost of connecting the cable to corner posts (limitations apply).

✔ Single Post

No need to double post at corners and stair transitions.

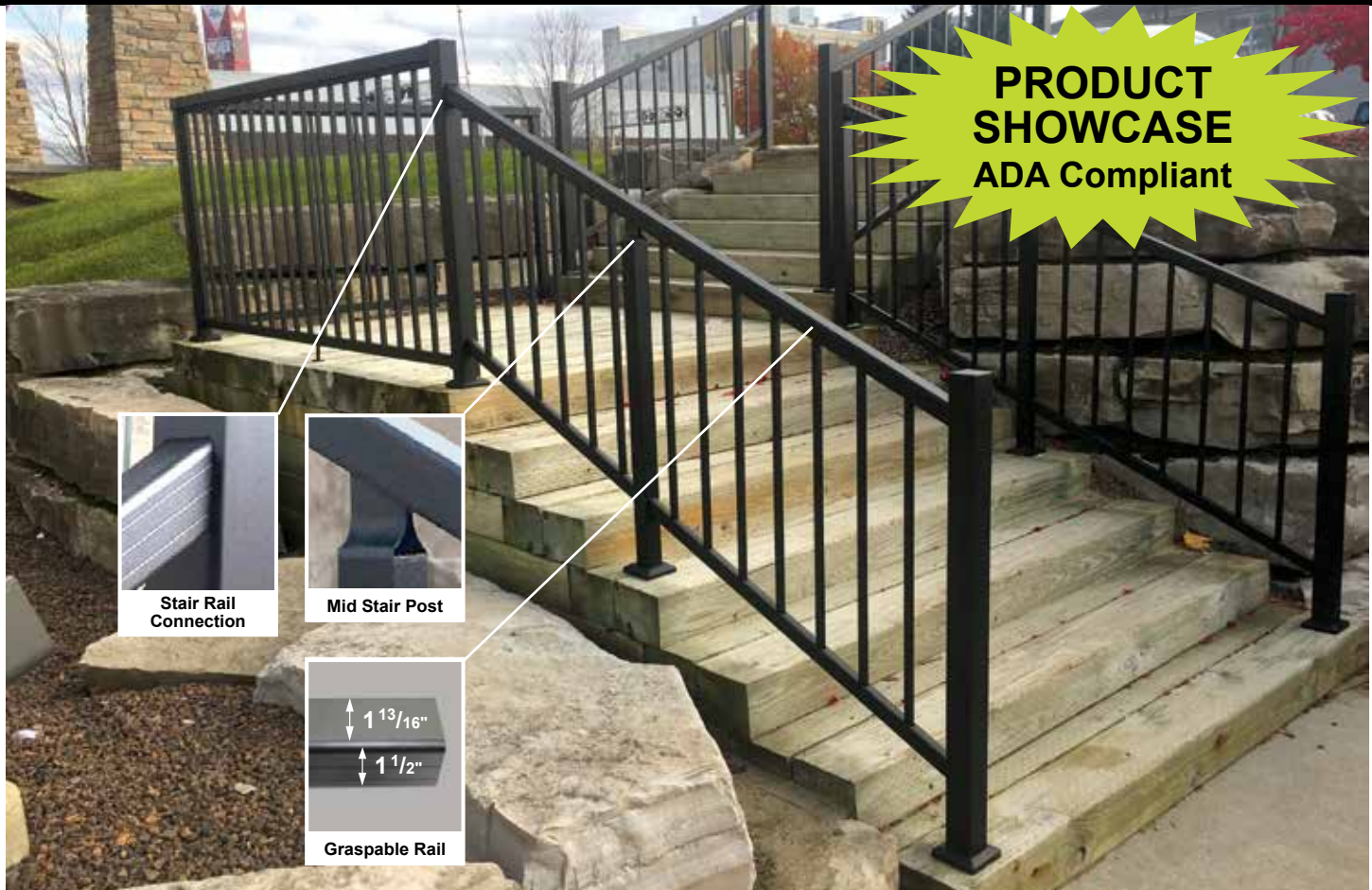
✔ Safety Assured

Tested in accordance with national building codes.

✔ Installation

50ft maximum length combined for both sides of pass thru corner and maximum 90° angle change/corner.

ALUMINUM STAIR RAILING



✔ No Secondary Handrail Required

Create a better looking project because VISTA stair railing meets the graspable and continuous requirement.

✔ Long Runs

The mid stair post allows you to create sections longer than 8' while still having a continuous, graspable stair system.

✔ Clean Connection

No bulky brackets needed to attach the stair rails to the stair posts.

✔ Easy Installation

Simply slide the top and bottom rails into the pre-manufactured slots. No attachment of swiveling brackets needed.

✔ Installation Flexibility

Pre-slotted post design provides a wide range of stair angles.

STYLES

Cable Railing (pages 8-9)



Cable Infill and Kits (page 11)



Horizontal Picket Railing (pages 14-15)



Vertical Picket Railing (pages 16-17)



Framed Glass Railing (pages 20-21)



Frameless Glass Railing (pages 22-23)



Stainless Steel Frameless Glass LED (page 24)



Wood Grain Aluminum Privacy Wall (page 26)




These are the standard color options. Some products are special order in certain colors.

Textured Black (XB) Textured Grey (TG) Gloss White (WT) Textured Bronze (YB)






For more information scan here







RAILING SYSTEM





✔ **Picture Frame**

The same rails and post design creates a consistent frame around your infill of choice (regular picket, wide picket, framed glass, cable).

✔ **Aluminum Posts are Pre-drilled with Pre-threaded Holes**

Simply screw cable fittings into holes.

✔ **Swageless Cable Connection**

Simply cut cable to length and insert into the fittings (release key included with fitting package).

✔ **Single Post**

No need to double post at corners and stair transitions.

✔ **No Secondary Handrail Required**

Creates a better looking project because VISTA stair railing meets the graspable and continuous requirement.

✔ **Ease of Installation**

Factory attached brackets mean a quick and simple assembly.

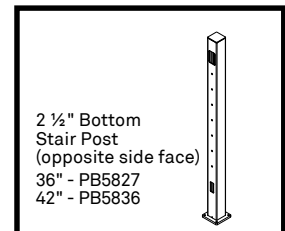
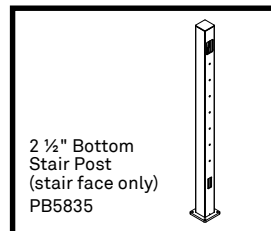
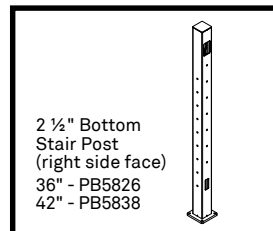
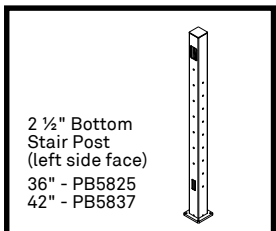
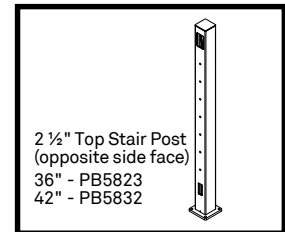
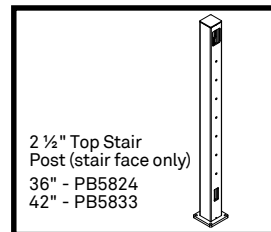
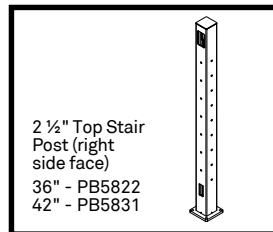
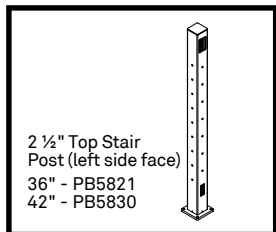
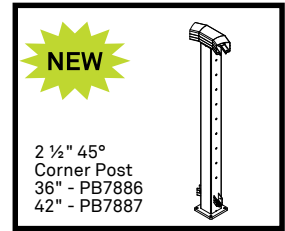
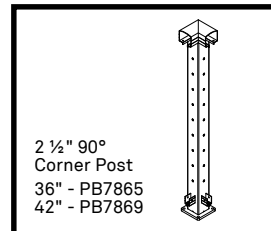
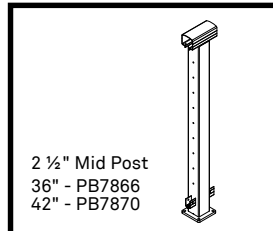
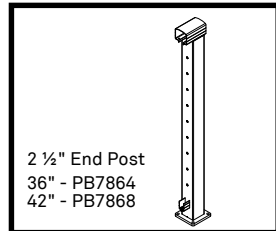
✔ **Safety Assured**

Tested in accordance with national building codes.

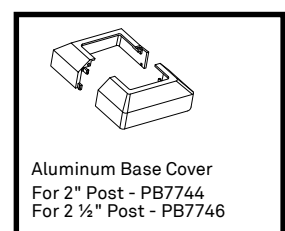
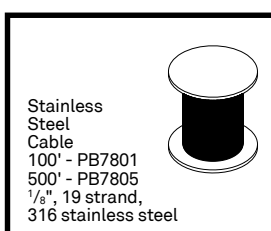
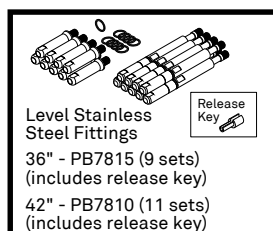
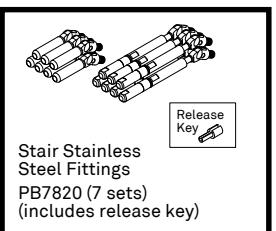
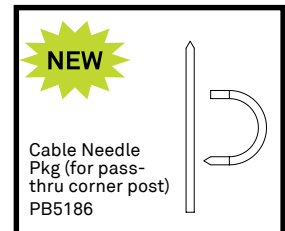
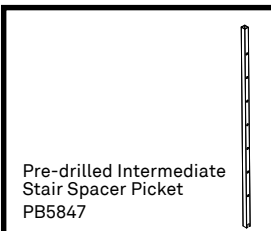
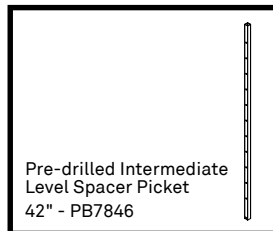
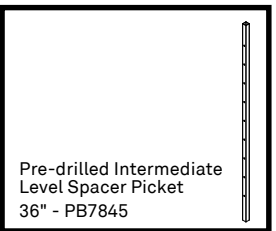
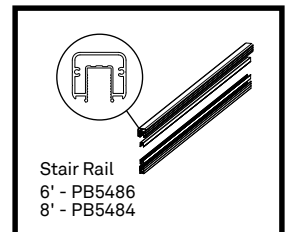
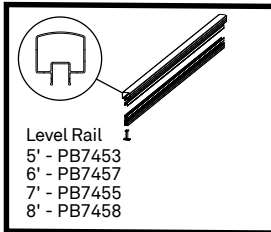

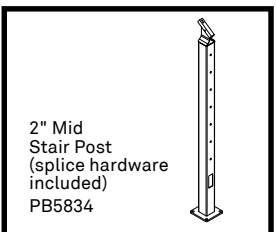
RAILING SYSTEM

36" = 9 Cable Strands | 42" = 11 Cable Strands | Stairs = 7 Cable Strands

Posts in drawings are at a 36" height



To determine stair post needed, look from the bottom of the stairs up, the side in which the level rail connects to the post is the post face required.



Note: Check out our accessories on pages 10 and 25 for more products to complete your project. Contact your local building department prior to installation.
Available in Textured Black (XB). All other standard colors would be a special order.

CABLE SYSTEMS ACCESSORIES



Picture Frame

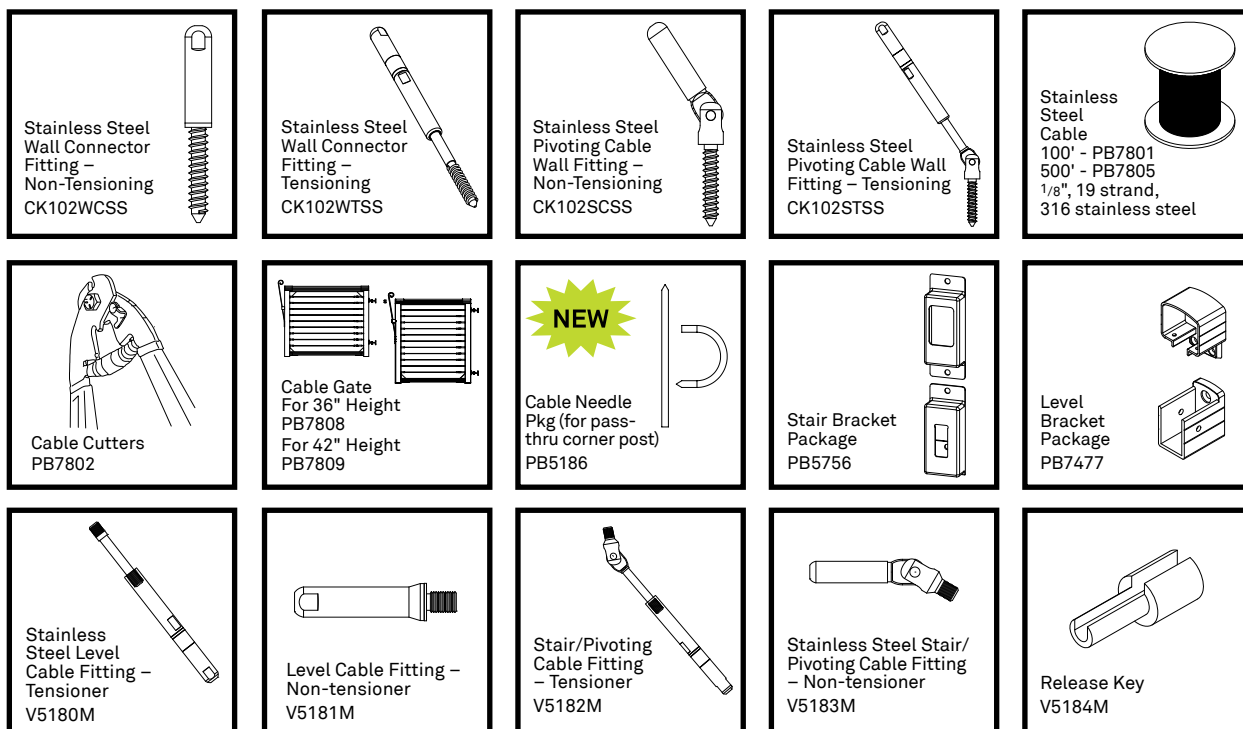
The same rails and post design creates a consistent frame around your infill of choice (regular picket, wide picket, framed glass, cable).

Swageless Cable Connection

Simply cut cable to length and insert into fittings (release key included with hardware).

Build to Suit Your Project


Connect cable railing to your existing structural walls and posts with cable wall fittings and wall brackets.



CABLE INFILL KITS



Exterior Application



Interior Application

✔ All-in-One Package

Includes all needed hardware for wood, composite, vinyl and metal posts.

✔ “Swageless” System

No special crimping tools required. Fittings designed for minimal visibility.

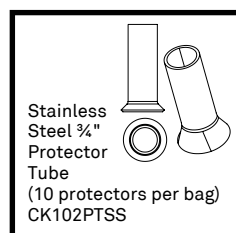
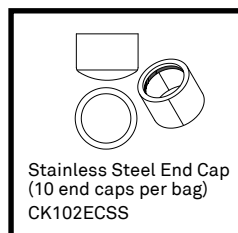
✔ Stainless Steel Cables

1/8" 19 strand, 316 stainless steel.

Cable Infill Kits Include:





- 1/8" diameter Stainless Steel Cable Wire (specified length)
- Pre-attached Threaded Stud
- Stainless Steel Washer (for wood and metal)
- Brass Locknut
- Pull Lock







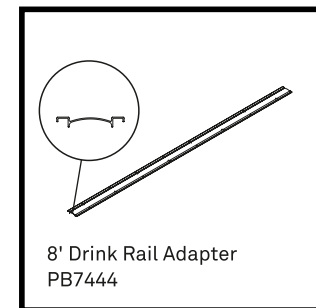
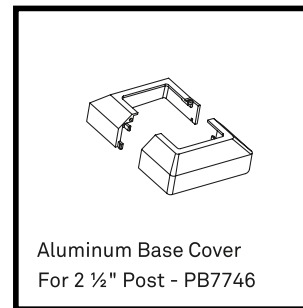
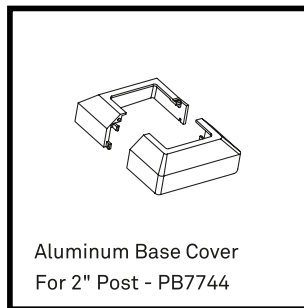
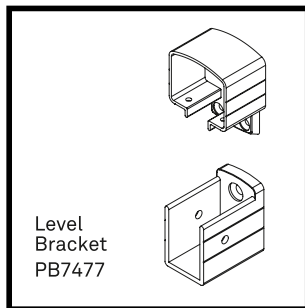
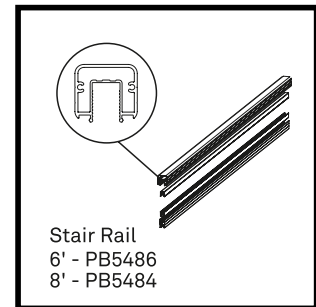
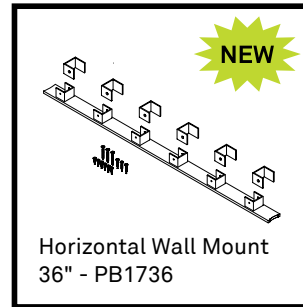
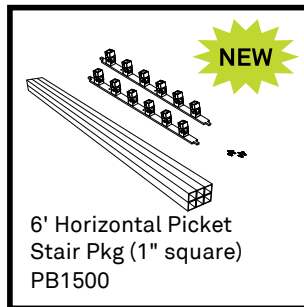

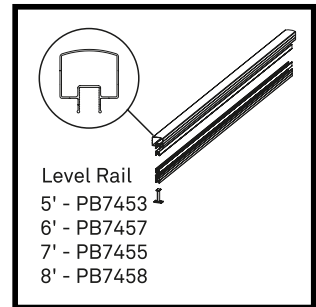
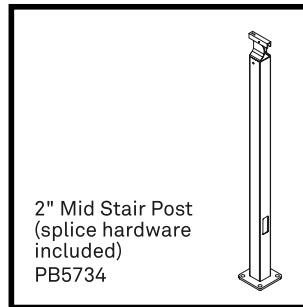
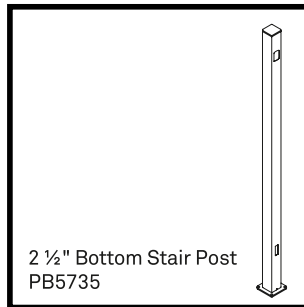
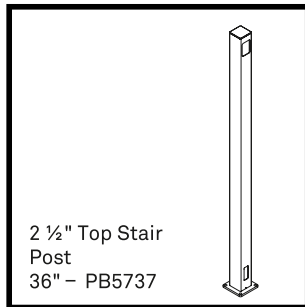
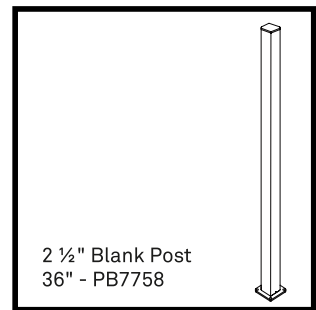
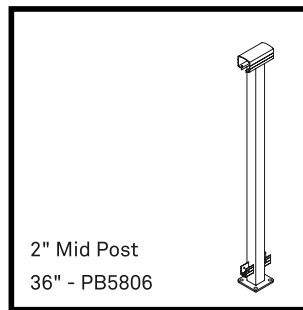
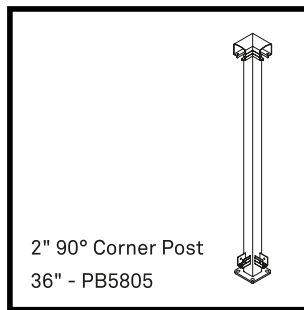
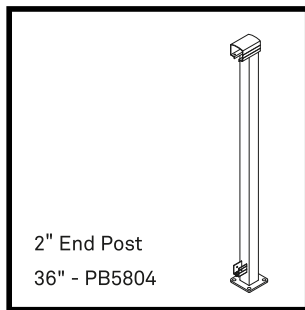
RAILING SYSTEM





- ✔ **Picture Frame**
The same rails and post design creates a consistent frame around your infill of choice (regular picket, wide picket, framed glass, cable).
- ✔ **Ease of Installation**
Factory attached brackets mean a quick and simple assembly.
- ✔ **Plate to Post**
Attach horizontal picket plate to your standard post, drop horizontal picket in place and finish with top cap.
- ✔ **Clean Installation**
System is tight to the post and requires no indeterminate picket.
- ✔ **Safety Assured**
Tested in accordance with national building codes.

RAILING SYSTEM



Note: Check out our accessories on page 25 for more products to complete your project. Contact your local building department prior to installation. Available in Textured Black (XB). All other standard colors would be a special order.

VERTICAL PICKET

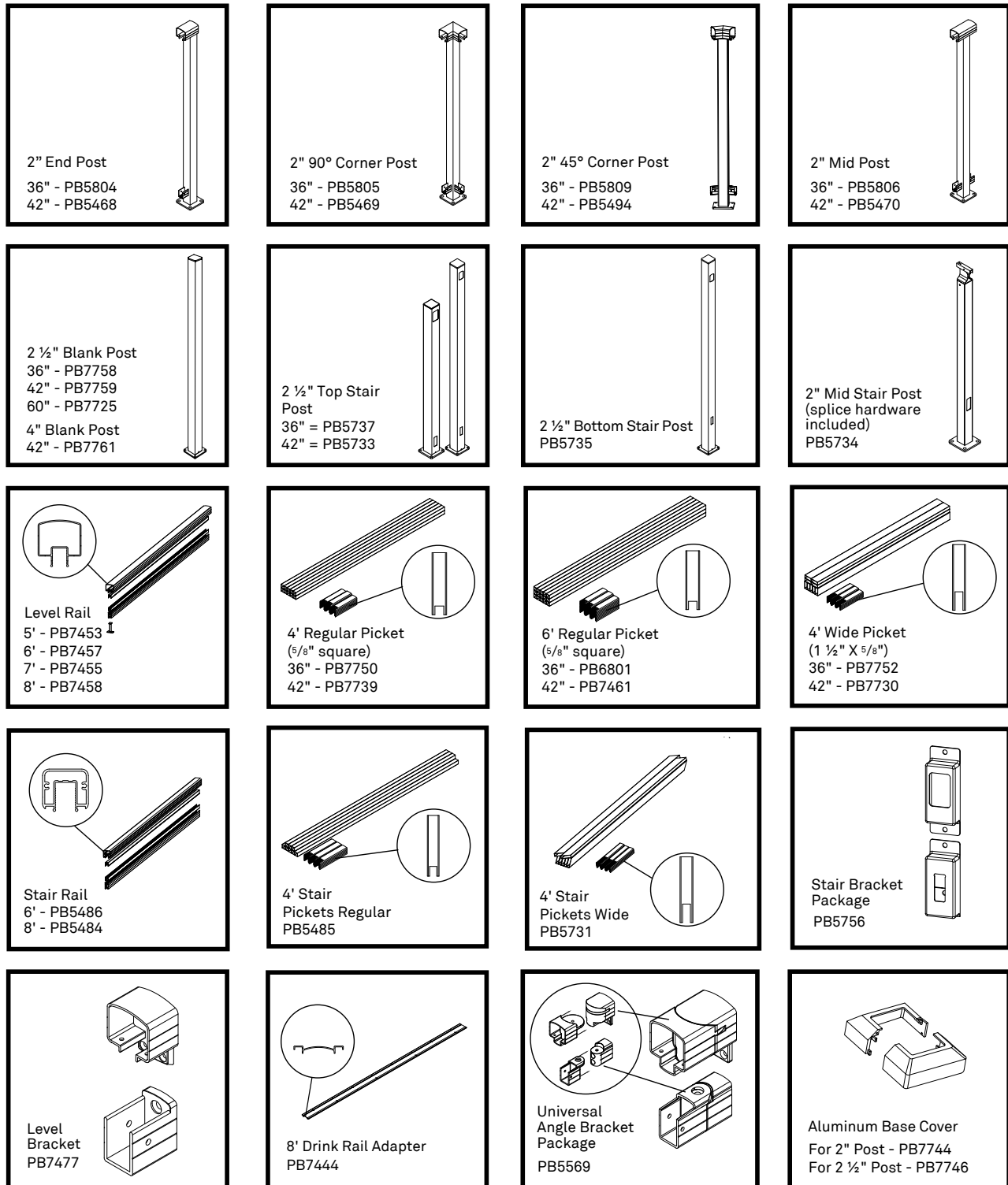


Regular Picket



Wide Picket

- ✓ **Picture Frame**
The same rails and post design creates a consistent frame around your infill of choice (regular picket, wide picket, framed glass, cable).
- ✓ **Ease of Installation**
Factory attached brackets mean a quick and simple assembly.
- ✓ **No Secondary Handrail Required**
Creates a better looking project because VISTA stair railing meets the graspable and continuous requirement.
- ✓ **VISTA Planner Project Software**
Simplifies estimating and installation process.
- ✓ **Safety Assured**
Tested in accordance with national building codes.

RAILING SYSTEM



Note: Check out our accessories on page 25 for more products to complete your project. Contact your local building department prior to installation. Available in Textured Black (XB), Textured Grey (TG), Textured Bronze (YB) or Gloss White (WT).





RAILING SYSTEM





Framed glass with
drink rail adapter

Picture Frame

The same rails and post design creates a consistent frame around your infill of choice (regular picket, wide picket, framed glass, cable).

Ease of Installation

Factory attached brackets mean a quick and simple assembly.

Simple Assembly

Insert glass panel into top rail and drop into bottom rail to complete installation.

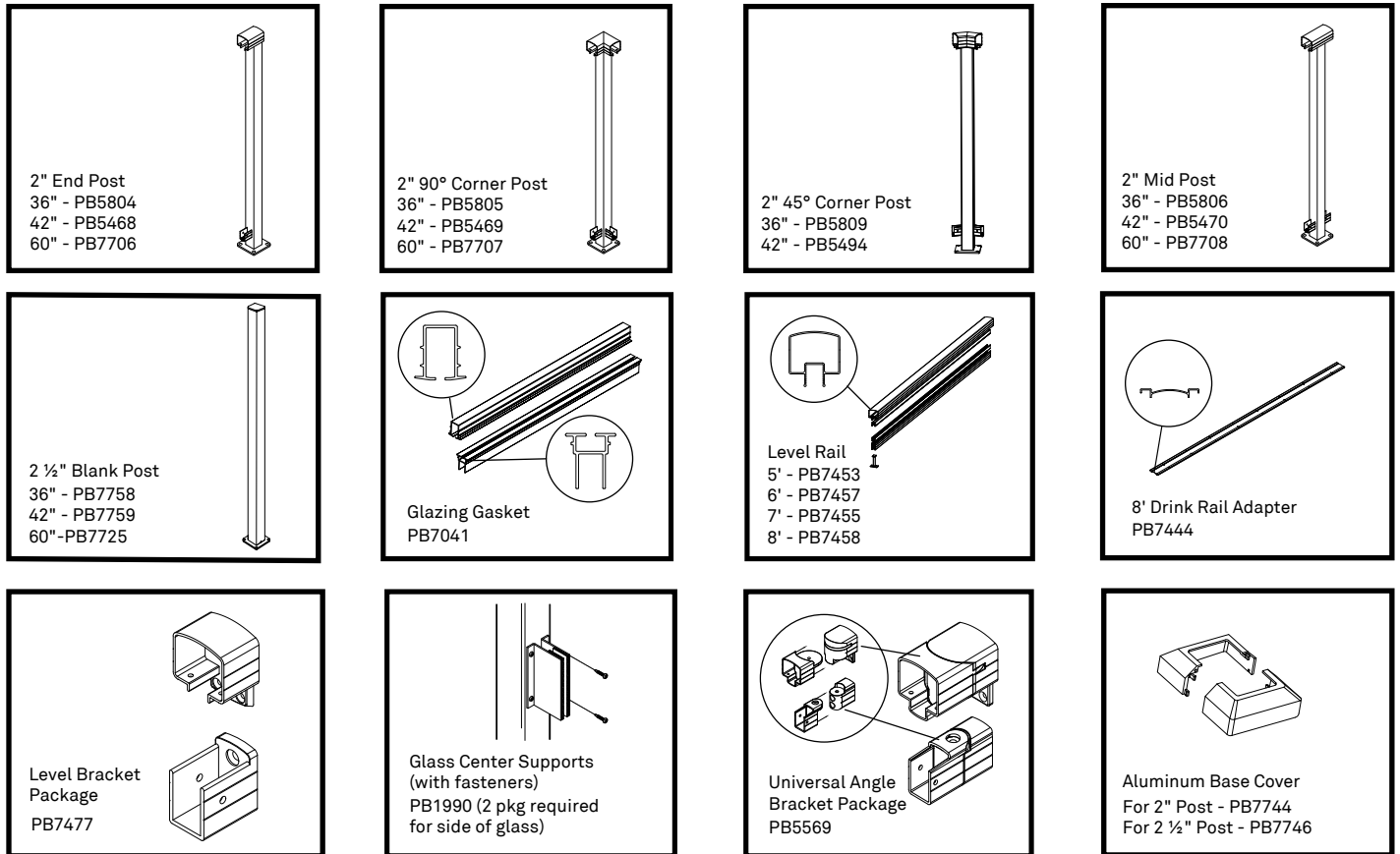
VISTA Planner Project Software

Simplifies estimating and installation process.

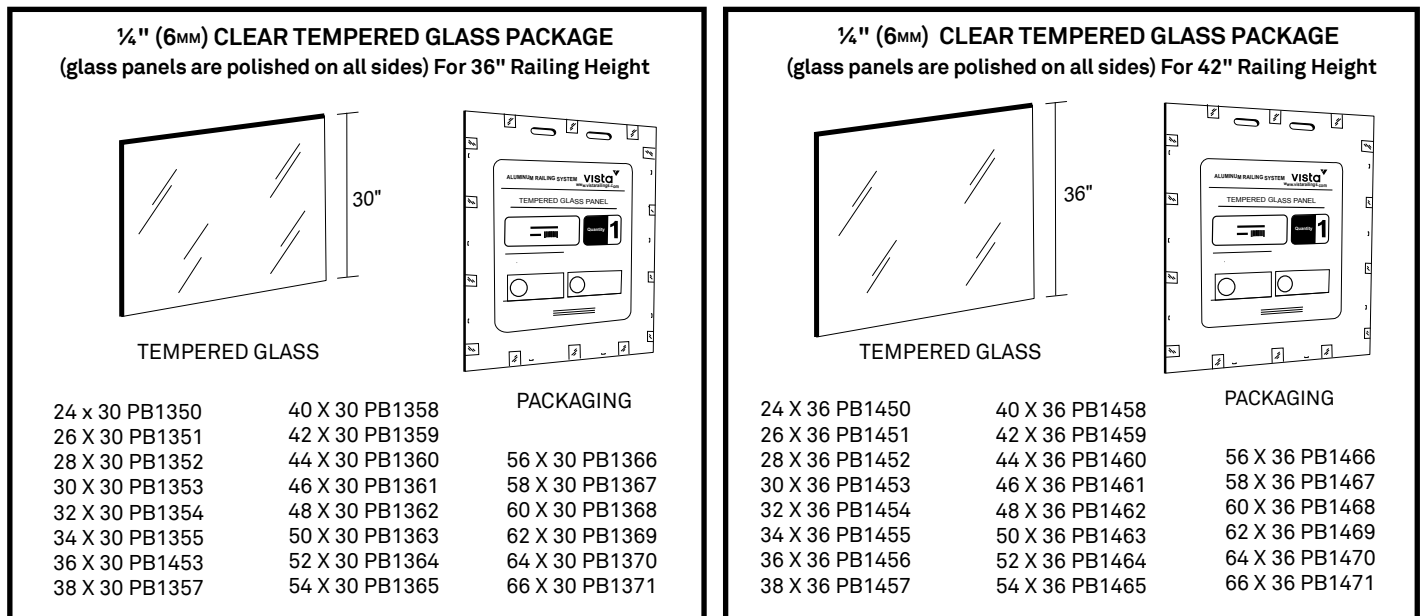
Safety Assured

Tested in accordance with national building codes.

RAILING SYSTEM



Stock Sizes Available



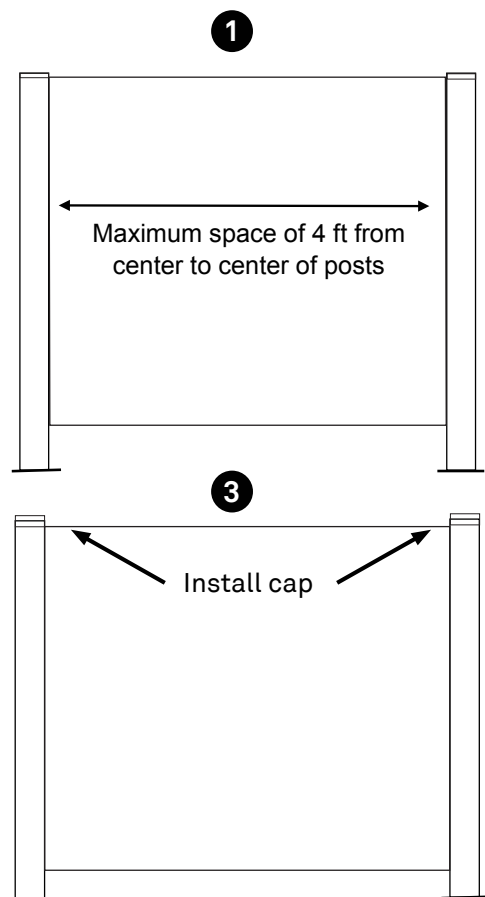
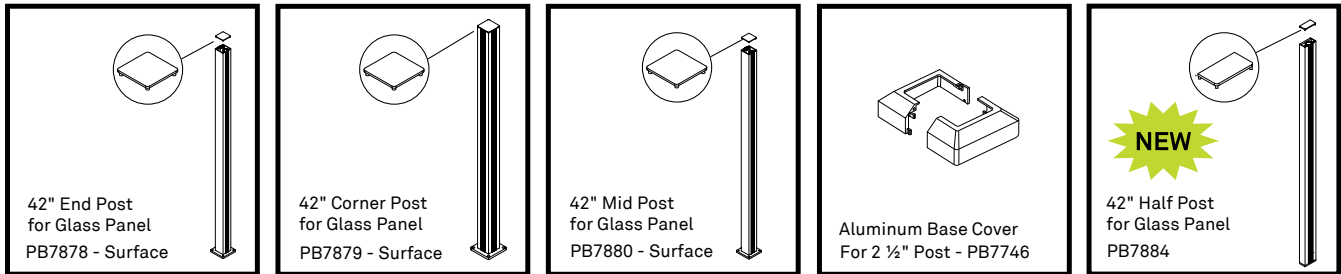
Note: Check out our accessories on page 25 for more products to complete your project. Contact your local building department prior to installation.
Available in Textured Black (XB), Textured Grey (TG), Textured Bronze (YB) or Gloss White (WT).

FRAMELESS GLASS



- ✔ **Simplicity**
Integrated channels built into post allows glass to slide down into place.
- ✔ **Ease of Installation**
Set posts, slide glass into post channels and press caps into place.
- ✔ **Uninterrupted View**
No top or bottom rails means an unobstructed view from your deck.
- ✔ **Flexibility & Versatility**
Post design allows for a wider range of horizontal angles.
- ✔ **Safety Assured**
Tested in accordance with national building codes.

RAILING SYSTEM



Installation Recommendations:

The posts and glass **must be** ordered separately for this glass system.

Ensure all posts are plumb and level.

Maintain a maximum of 4 ft (from center to center of posts).

Measure distance between posts and add 1 1/4" to total measurements.

(Ex.: If inside post to inside post measurement equals 45"...45"+1 1/4"=46 1/4", you will need to order 46 1/4" glass). 3/8" glass is 40" high with horizontal polished edges for 42" system.

Note: Check out our accessories on page 25 for more products to complete your project. Contact your local building department prior to installation. Available in Textured Black (XB), Textured Grey (TG), Textured Bronze (YB) or Gloss White (WT).

STAINLESS STEEL FRAMELESS GLASS LED RAILING



Contemporary Stainless Steel Brackets

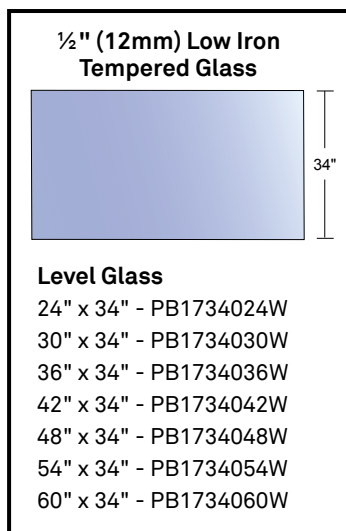
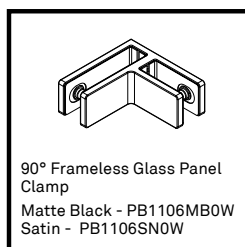
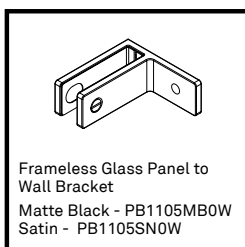
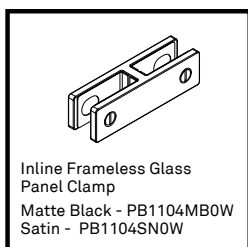
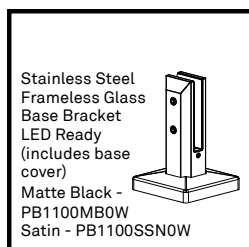
2 color options to choose from – matte black and satin stainless steel.

Bright 1.5 watt LED Lights

Twice as bright and changes between 3 colors - red, green and blue. Lights are remote controlled with smart phone app.

Safety Assured

Engineered in accordance with national building codes.



Note: Contact your local building department prior to installation.

ALUMINUM RAILING ACCESSORIES



**AVAILABLE IN
ALL 4 COLORS!**

Textured Black (XB)



Textured Grey (TG)



Gloss White (WT)

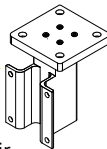


Textured Bronze (YB)



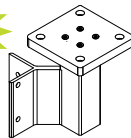
These are the standard color options.
Some products are special order in
certain colors.

NEW



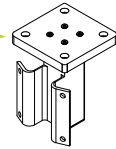
Mid-End Stair
Fascia Mount
PB5040

NEW



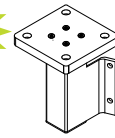
90° Corner
Fascia Mount
PB5041

NEW



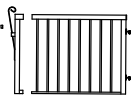
Inside 45° Corner
Fascia Mount
PB5042

NEW



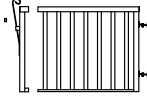
Outside 45° Corner
Fascia Mount
PB5043

Regular
Picket
Gate



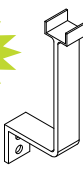
For 36" Height
PB6808
For 42" Height
PB7480

Wide
Picket
Gate

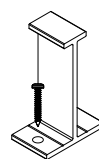


For 36" Height
PB7751
For 42" height
PB7736

NEW



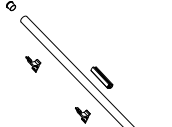
Fascia Mount Bottom
Rail Support Bracket
PB5410



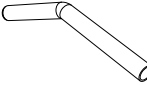
Deck Mount Bottom
Rail Support Bracket
PB7410

1 5/8" x 8"

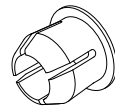
ADA Handrail
(hardware included)
PB7482



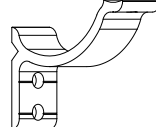
ADA Handrail
Accessories
Elbow & Return
(custom order)



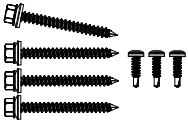
Cap Rail Plugs
V5160



Handrail Bracket 2 1/2"
V5407



Handrail Fastener
Package
PB7492

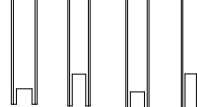


NEW

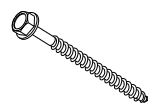
Touch Up
Paint Pen
PB6766



Picket Spacers
Level Regular – PB7406
Level Wide – PB6776
Stair Regular – PB7407
Stair Wide – PB6777



Wood Frame
Mounting Bolts
24 pcs = PB7710024
250 pcs = PB7710250



Note: Contact your local building department prior to installation.

WOOD GRAIN ALUMINUM PRIVACY WALL

NEW



Wood Grain Aluminum Privacy Slats ($\frac{5}{8}$ " x $5\frac{7}{8}$ " x 72")



Natural Cedartone
PB1606NC



Weathered Greytone
PB1606WG

11 pieces per box
– covers 6ft x 6ft section

Note: Infill supplied by others.

6ft Privacy Guardrail System

Structural wood grain aluminum slates. Box of 11 aluminum slats covers 6' x 6' section.

Ease of Installation

Wood grain slats slide into gasketed posts with spacer blocks (included) between.

Safety Assured

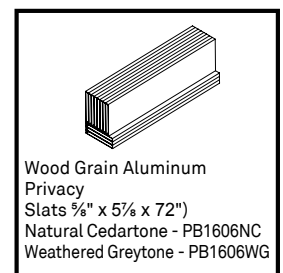
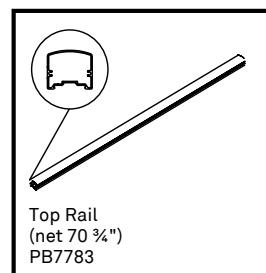
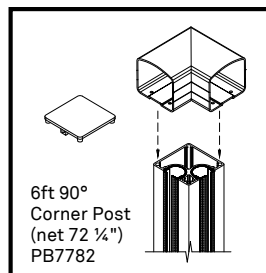
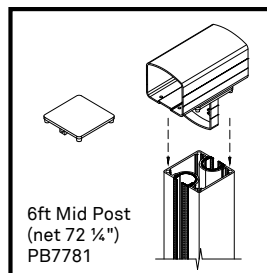
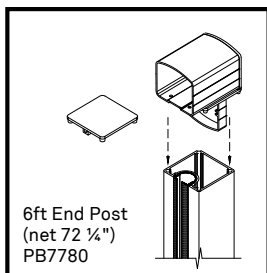
Tested in accordance with national building codes.

Contemporary Designs

2 powder-coated and sublimated wood grain finishes for beauty and durability.

Simple Interface

Connects easily to all VISTA railings, including Picket, Glass and Cable.




NOTE: Contact your local building department prior to installation. Posts available in Textured Black (XB). All other standard colors would be special order.

VISTA PLANNER MINIMIZE YOUR WASTE & OPTIMIZE YOUR RAILING PROJECT!

Evolutionary Path from Concept to Completion

1. Draw out your vision
2. Input into VISTA Planner or email us
3. A computerized drawing is created
4. An optimized list of materials is generated
5. Provides an installation cut list per section
6. Generates an infill placement document for accuracy

To access
VISTA Planner
or request assistance,
contact us at
sales@vistarailings.com



System-Generated Drawing

Material Layout

List of Materials

Material Placement

Starts with a Project Drawing



50 YEARS vista



Phone: +1 800 667-8247

Email: sales@vistarailings.com

www.vistarailings.com

Follow us on:



Printed in Canada

Item #AD9500PCUX-V3-2024